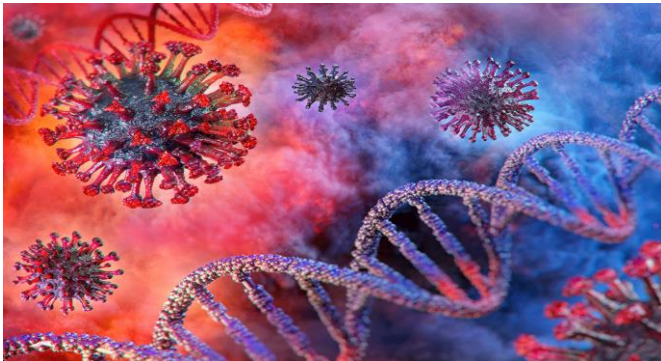


National Supermodel of COVID-19 with Projections

- ❑ Robust models allow predictions based
 - ❑ Short/medium term planning and decisions
- ❑ Scenario testing & simulations based on thought experiments
- ❑ Training of model requires robust data
- ❑ Models should be as simple as possible (parameter estimations)



Covid-19 Supermodel Committee

- Professor M Vidyasagar, FRS (IIT Hyderabad),
Chairman
- Professor M Agrawal (IIT Kanpur)
- Dr G Kang, FRS (CMC Vellore)
- Lt Gen M Kanitkar (Dy Chief, Integrated Defence Staff (Medical))
- Professor A Bose (ISI Kolkata)
- Professor B Bagchi (IISc Bangalore)
- Professor S K Pal (ISI Kolkata)
- Dr M Murhekar (NIE Chennai)
- Dr Priya Abraham (NIV Pune)
- Dr S Vaidya-Gupta (PSA Office)

MANDATE

- Aggregate successful evidence-based mathematical and statistical forecasting models
- Create a Supermodel to include best predictive analytics for robust forecasting of COVID-19 spread
- Quantify the effects of lockdown, migrations and preventive measures
- Economic optimization

Supermodel (SAIR)-Susceptible, Asymptomatic, Infected, Removed

VARIABLES

S_I : Uninfected fraction of population that transitions to I after infection

S_A : Uninfected fraction of population that transitions to A after infection

I : Infected fraction of population with significant symptoms

A : Infected fraction of population with little or no symptoms

R_I : Removed fraction of population from I

R_A : Removed fraction of population from A

D : Fraction of deaths

PARAMETERS

β : Rate at which people are getting infected

γ : Rate at which infected people recover/die

η : Rate at which infected people die

ε : Fraction of infected population that has significant symptoms

GOVERNING EQUATIONS

$$\frac{dS_I}{dt} = -\beta S_I (A + I)$$

$$\frac{dS_A}{dt} = -\beta S_A (A + I)$$

$$\frac{dI}{dt} = \beta S_I (A + I) - \gamma I$$

$$\frac{dA}{dt} = \beta S_A (A + I) - \gamma A$$

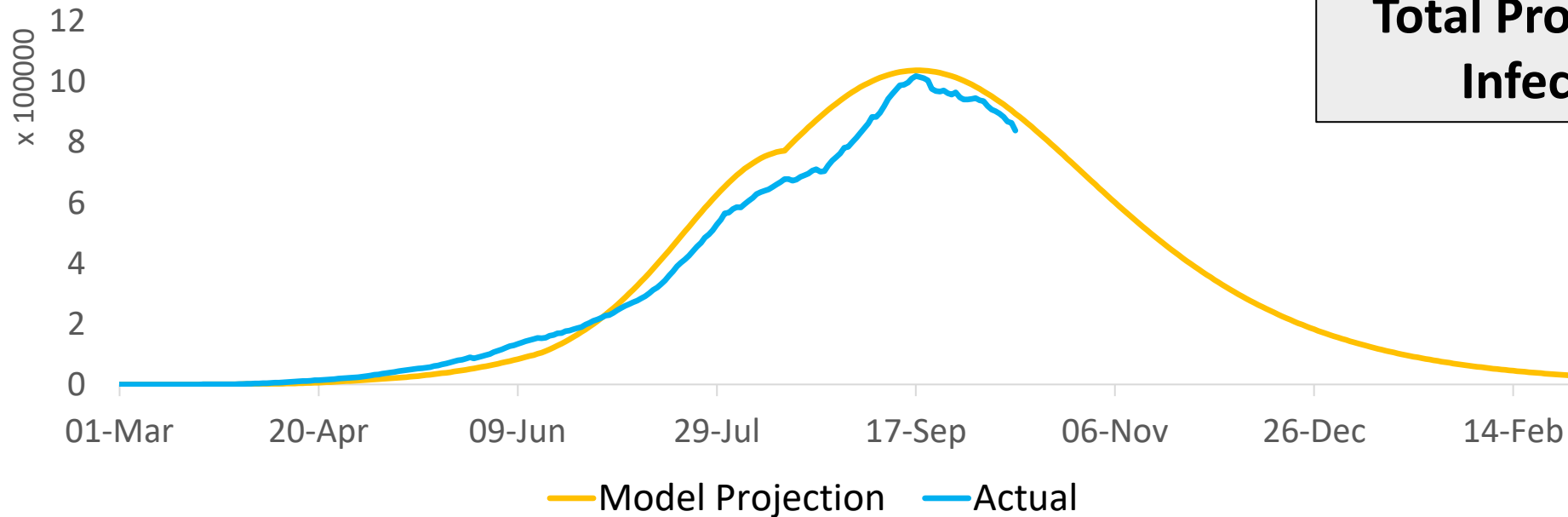
$$\frac{dR_I}{dt} = \gamma I$$

$$\frac{dR_A}{dt} = \gamma A$$

$$\frac{dD}{dt} = \eta I, \quad \varepsilon = \frac{S_I(0)}{S_I(0) + S_A(0)}$$

Pandemic Spread Forecast

India: Active Symptomatic Infections (in Lakhs)



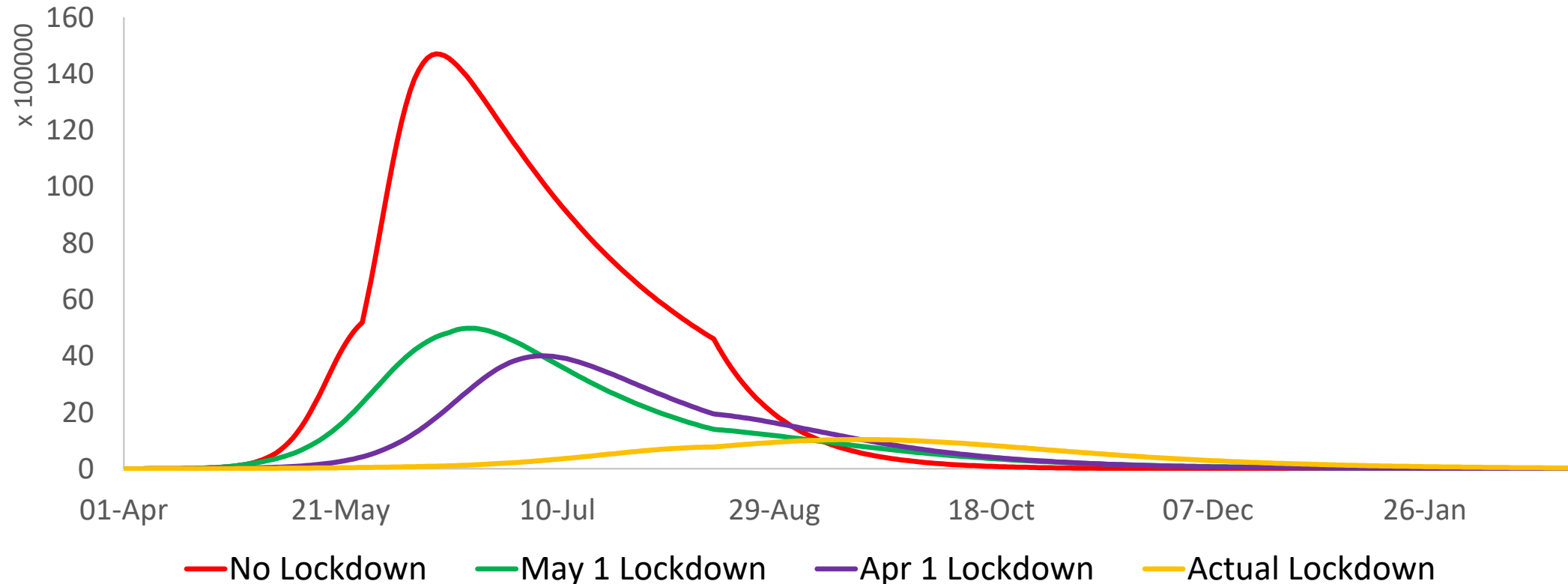
Total Projected Symptomatic Infections: 106 Lakhs

ICMR Survey (Aug-end):
~7% population with antibodies
Model: ~14% population with antibodies in Aug-end

- Pandemic has peaked, but only if sufficient protective measures continue
- ~30% population projected to have antibodies at present, ~14% in Aug-end
- Cumulative mortality projected to be less than 0.04% of total infected

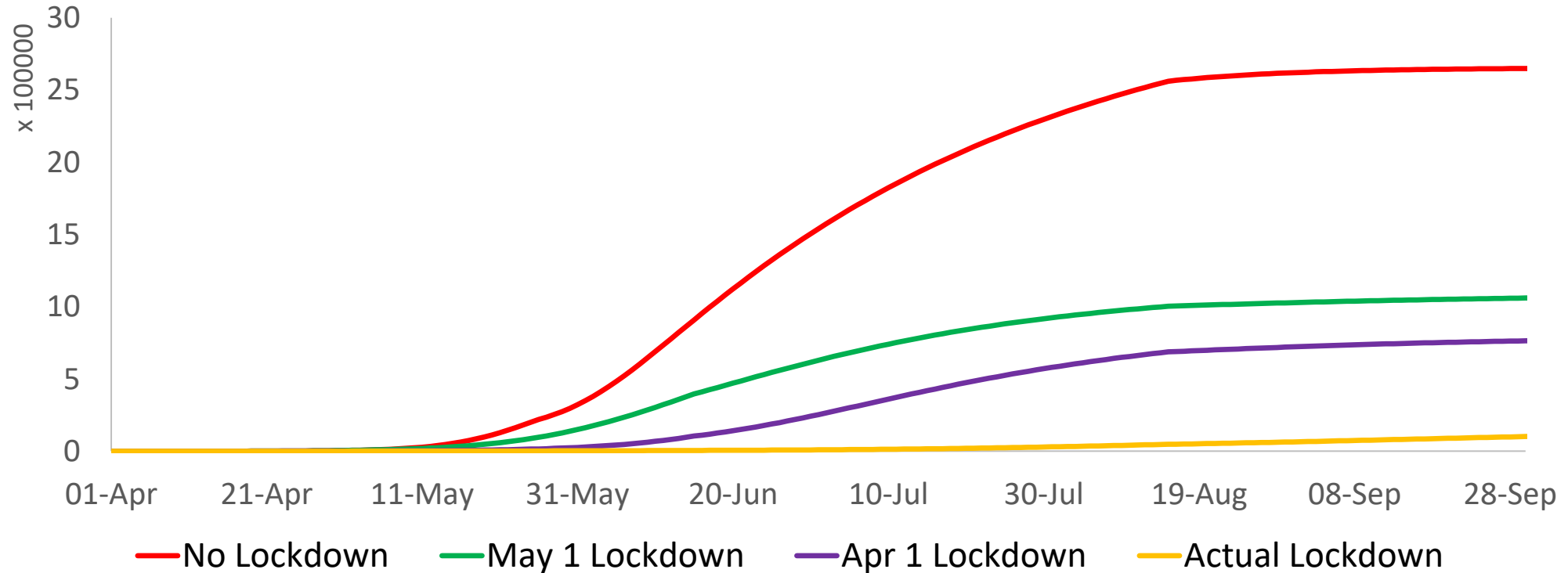
Lockdown Alternatives: Active Infections

Projected Active Symptomatic Infections for Alternative Lockdown Scenarios (in Lakhs)



Lockdown Alternatives: Deaths

Projected Mortalities for Alternative Lockdown Scenarios
(in Lakhs)



Lockdown Alternatives: Analysis

Scenario 1:
No Lockdown



Number of active symptomatic cases peak in June at: **140+ Lakhs**
Total symptomatic infections by February 2021: **204+ Lakhs**
Number of deaths by August: **25+ Lakhs**

Scenario 2:
Lockdown between
April 1- May 1



Number of active symptomatic cases peak by July at: **40-50 Lakhs**
Total symptomatic infections by February 2021: **150-170 Lakhs**
Number of deaths by August: **6-10 Lakhs**

Scenario 3:
Actual Lockdown



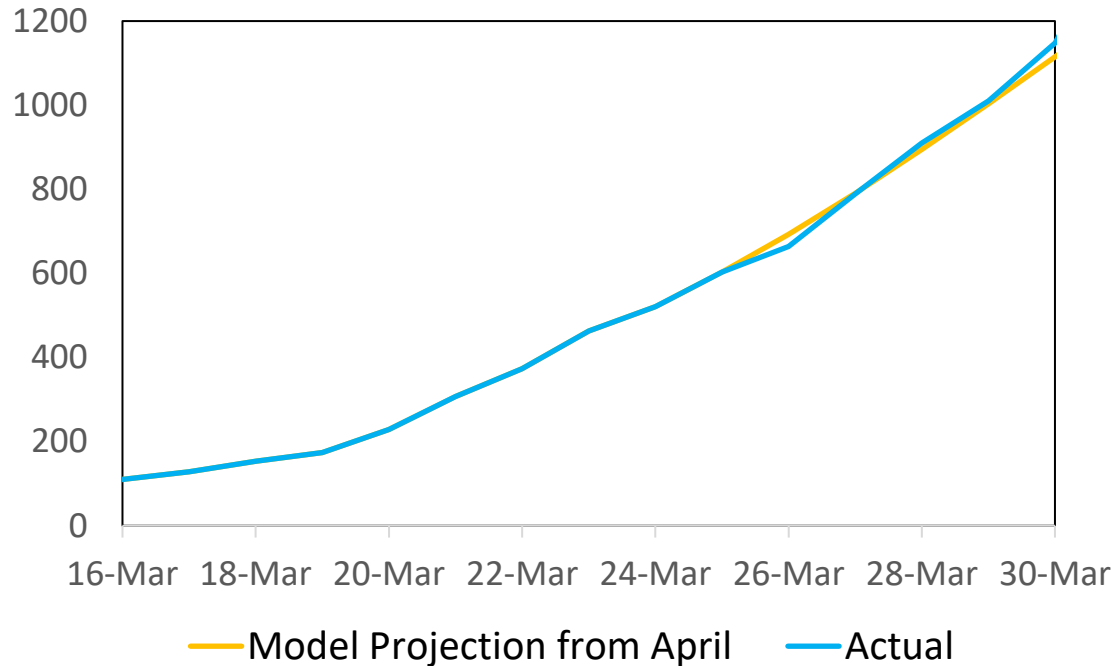
Number of active symptomatic cases peak in September at: **10 Lakhs**
Total symptomatic infections by February 2021: **106 Lakhs**
Number of deaths by September: **1 Lakh**

Initial lockdown saved large number of lives and avoided creating widespread panic

Early Exponential Growth in Infections

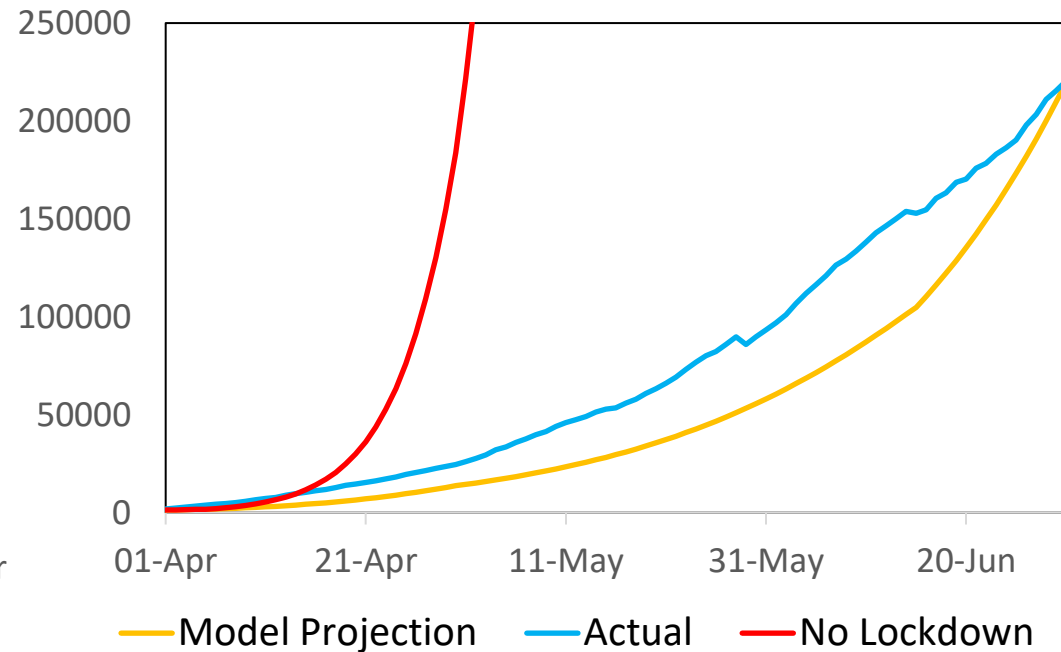
Model projection curve captures exponential nature of growth

India: Active Infections in March



18 Mar-31 Mar:
Cases increase 10+ times in 14 days

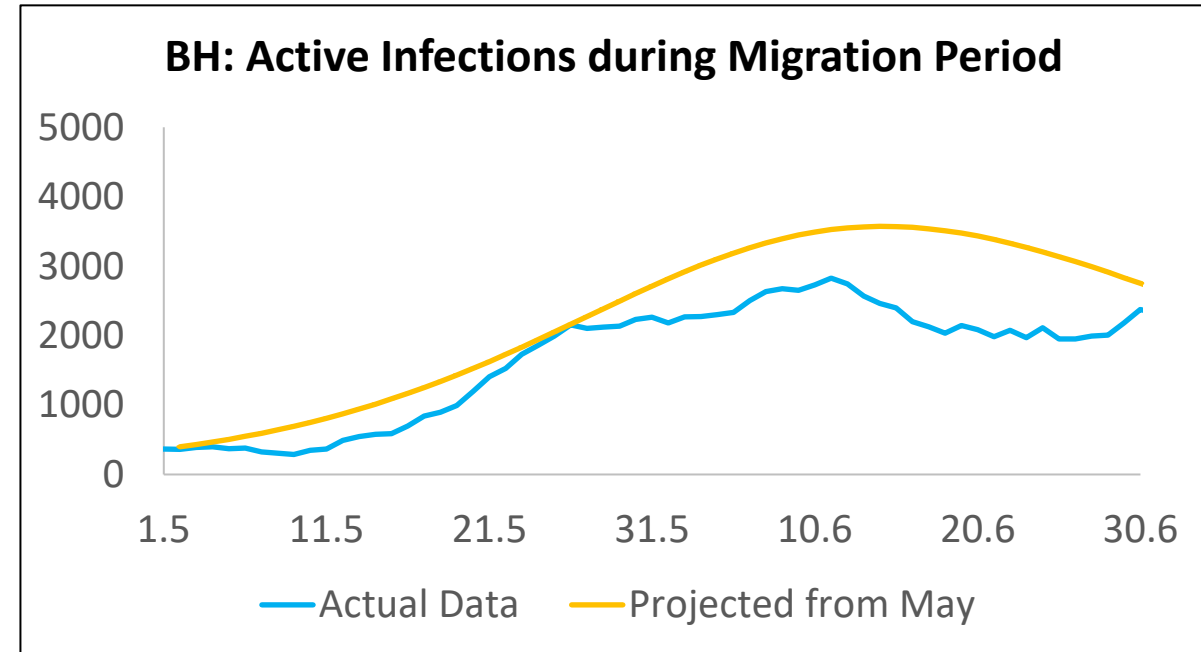
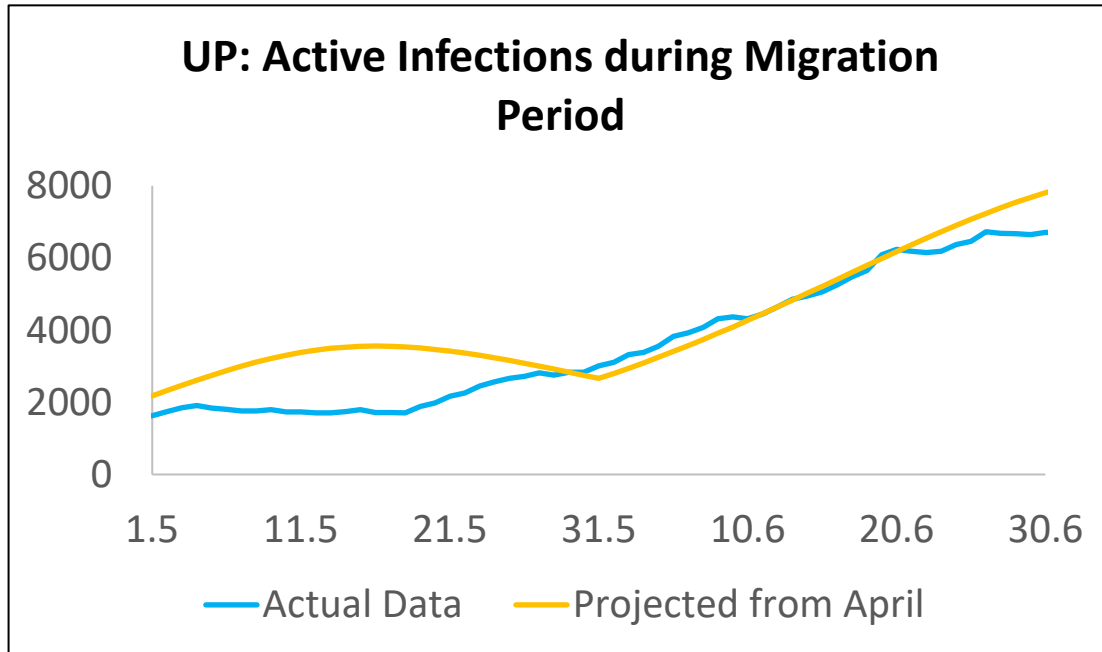
India: Active Infections in April-June



1 Apr-12 Jun:
Cases increase 100+ times in 73 days

Without lockdown:
10000+ times in 73 days!!!!

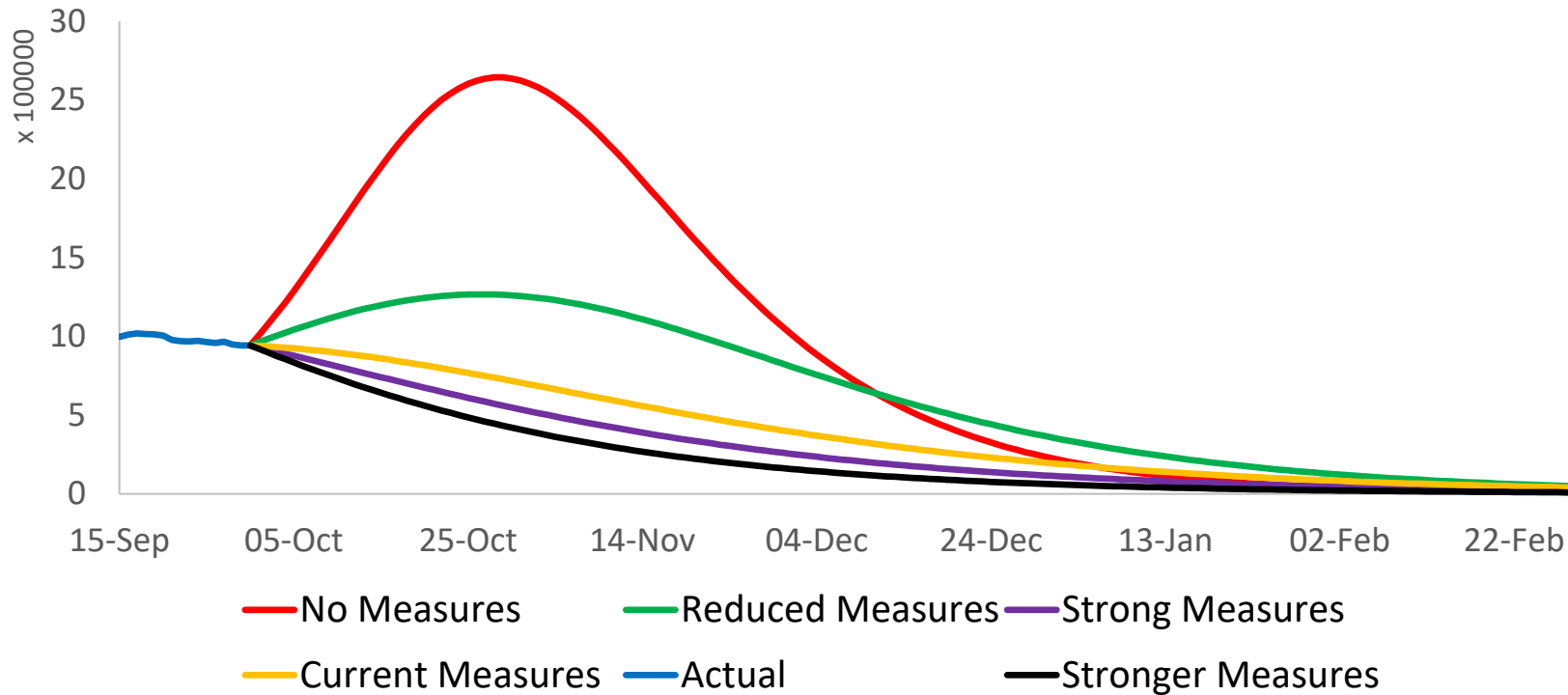
Labour Migration in May-June



- No sharp rise seen, actual curve almost stays below projected
- Significant adverse impact if migration was permitted before lockdown (slide #5)
- Demonstrates effectiveness of migrant quarantine

Future Trajectories

Model Projected Active Infections for Alternative Protection Measures (in Lakhs)



- **No measures:**
Sharp rise to ~26 lakh peak active cases in Oct
- **Reduced measures:**
Rise limited to ~13 lakh
- **Stricter measures:**
Do not help much

Lockdowns now undesirable, move towards full resumption

Total Projected Infections

No measures:	176 Lakhs
Reduced measures:	137 Lakhs
Current measures:	105 Lakhs
Strong measures:	92 Lakhs
Stronger measures:	83 Lakhs

Personal protection measures essential, otherwise blows up....

Future Trajectories: Effect of Weather and Festivals

- ❖ There is some evidence that the virus is more active in cooler climate:
 - ❖ See <https://aem.asm.org/content/76/9/2712>
- ❖ There is some evidence that large gatherings cause rapid spread:
 - ❖ Kerala celebrated Onam festival during **Aug 22 – Sep 2**. It registered a sharp rise from **Sep 8th**
 - ❖ Infection probability increased by **~32%** and effectiveness of medical response dropped by **~22%** for Kerala in September

Key Conclusions: Past

- ❖ Delaying initial lockdown would have caused more difficulties
- ❖ **Actual Lockdown:** 10+ lakh peak active symptomatic cases by end September, ~1 lakh deaths by the end September
- ❖ **No Lockdown:** 140+ lakh peak active symptomatic cases by June, 26+ lakh deaths by end August
- ❖ **Lockdown during Apr 01-May 01:** 40-50 lakh peak active cases by June, 7-10 lakh deaths by end August
- ❖ Migration in May-June did not significantly alter the outcomes

Key Conclusions:

Future is What We Will Make It

- ❖ Upcoming festival and winter seasons may increase the susceptibility to infection
- ❖ Relaxation in protective measures can lead to a significant rise: **up to 26 lakh infections within a month**
- ❖ District and higher level lockdowns not much effective now
- ❖ All activities can be resumed **provided** proper safety protocols continue to be followed
- ❖ If all of us follow these protocols, the pandemic can be controlled by early next year with **minimal active symptomatic infections** by February-end